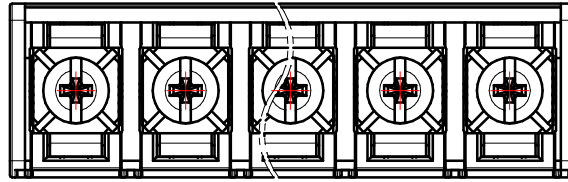


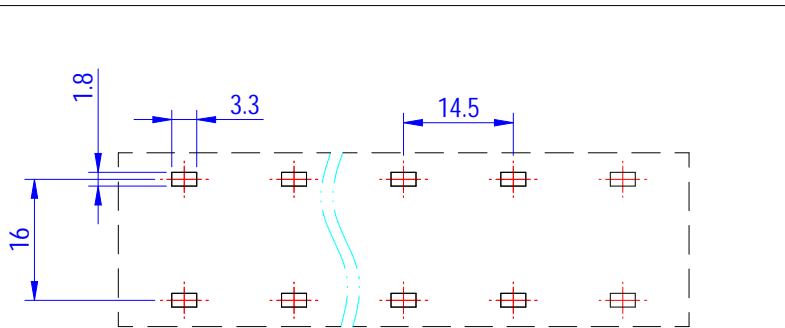
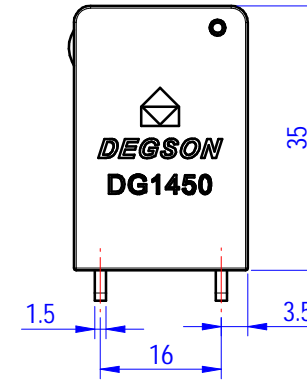
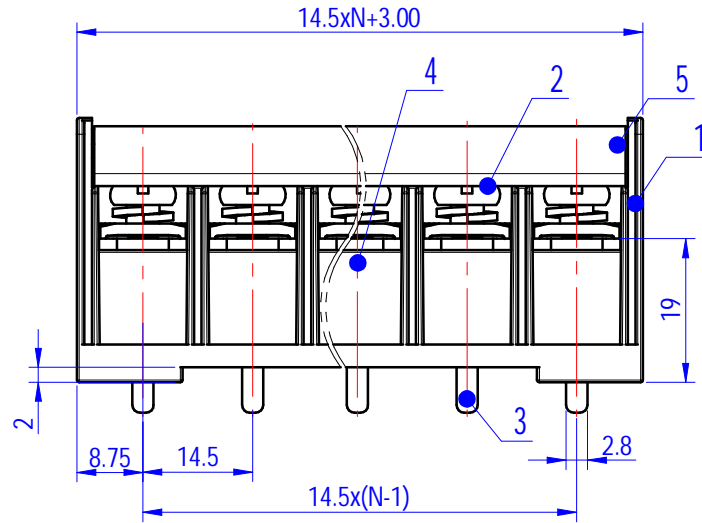
Transfer or duplication of this document as well as the utilization or communication of its contents are prohibited unless authorized in writing by Degson. All rights reserved for patent. 未经授权复制或传播本文件内容，或在本文件基础上进行设计、开发、制造、应用，均属侵权行为。本公司保留对涉及发明、实用新型及外观设计专利的所有权利。

W/O Cover



公差/General tolerances (mm)												0.1/10		
0 ~ 3	>3 ~ 6	>6 ~ 10	>10 ~ 18	>18 ~ 30	>30 ~ 50	>50 ~ 80	>80 ~ 120	>120 ~ 180	>180 ~ 250	>250 ~ 315	>315 ~ 400		>400 ~ 500	>500
±0.12	±0.18	±0.22	±0.26	±0.31	±0.37	±0.57	±0.80	±0.93	±1.05	±1.15	±1.60	±2.20	±2.50	±2'

UL 标准/UL Standard:	B	C	D
额定电压/电流/Rated Voltage(V)/Current(A)	300/50	300/50	300/10
螺丝扭矩/Torque Tightening (N·m/Lb.in)	M5, 2.0/17.54		
线径范围(硬线和软线)/Wire Range (rigid and flexible) (AWG/mm²)	22~8 / 0.5~16		
间距/Pitch (mm)/线数范围/Poles	14.5/N=02~14P		
使用温度范围/Operating temperature (°C)	-40~+120		
符合RoHS环保要求/Conform to RoHS	Yes		



PCB LAYOUT

ITEM	NAME OF PART	MATERIAL	NOTES
5	Cover	PC	UL94V-0
4	Nut	Steel	Zn Plated
3	Pin_header	Copper alloy	Sn Plated
2	Screw	Steel	Zn Plated
1	Husing	PBT	UL94V-0

		MATERIAL:	SURFACE/COLOR:			
		MAT NO./REV:	/ 00		MAT STATUS: work	
APPD: 兰春华	2024.09.24	NAME				
CHKD: 曹利彬	2024.09.23	DG1450-B-XXP-1Y-00A&Z (H)				
DRFT: 陈迪辉	2024.09.21	DRAWING NO.	TYPE	DRAWING STATUS	SCALE	SHEET
		200281758	CUSTOMER DRAWING	已发布	2:1	1/1

REV	ECN	DESCRIPTION	DRFT	DATE
00			陈迪辉	2024.09.21